




Libby, by OverDrive

eBooks, eAudiobooks



INSTALL

Install the free Libby, by OverDrive app from your preferred app store.

LOGIN



Open the Libby app. Follow the instructions on finding Salt Lake County Library Services. Enter your library card number and pin. At the bottom, use the middle menu icon  to manage your libraries or get “Help & Support.”

BROWSE & SEARCH



You may click on the search icon, , on the bottom left, to search by title or author. Once you enter your search term, you may change your “Preferences” or “Refine” in the middle of the screen to narrow your search results. To browse the library’s collection use the  icon. This is where you will find “Extras” for eResources.



BORROW OR HOLD

Below the book cover it will let you know if the item is an eAudiobook with  and by listing the audio length. If it is blank, the item is an eBook. Click on the book cover to “Borrow,” if the item is available, or “Place Hold,” if the item is currently unavailable. More information may be found here including, a book summary, series order (if applicable), tags, similar lists, and a star rating. The yellow and blue icon  tells you the expected wait time for your hold.

READ OR LISTEN

To access and download your borrowed items, review holds, and find tags, use the  along the bottom. Download by clicking the cloud icon  to the right of the book cover. To read or listen to downloaded titles, click on “Loans” at the top left. Tap on the cover you want to access. Select “Manage Loan” and “Return Early” as needed. Choose “Actions” to change automatic download rules. Pro Tip: Only the active button will be in color.

thecountylibrary.org/DigitalLibrary



All apps for the Library and eMaterials:



Salt Lake County Library



Flipster eMagazines

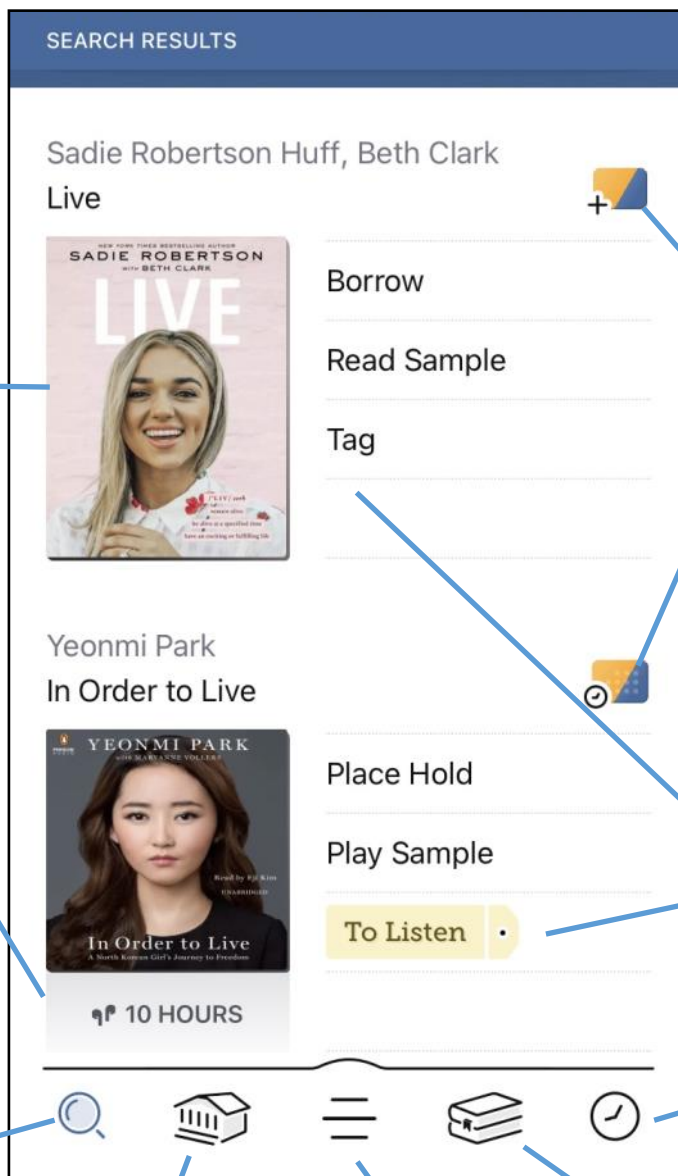


Libby, by OverDrive



Tumblebooks eBooks

Libby App Visual Guide



Click on the book cover for detailed information about the specific title; including book summary, other formats owned, reader, (if it's an audiobook) similar book lists, star rating, and other books in the series.

If there is a clock on this icon, click to find how many holds there are and an approximate wait time. If there is a plus sign, find out how many copies are currently available.

The headphone icon and time indicates item is an audiobook and its length

You can either click to tag an item here or see what tags you have assigned to title.

Use the search icon to search by Title or Author. You can also search using a filter here (also known as an advanced search). You can select one already created or click "+ more" to do an advanced search by Subjects, Age, Language, Format and more.

Use the clock icon to see a timeline of your borrowing and holds history.

Use the building icon to browse the library's collection. Access other eResources in the "Extras" section.

Use the menu icon to manage your libraries and cards, change settings, copy account to another device, logout or find Help & Support.

Use the book icon to access and manage your loans, holds and tags. Download borrowed items, and return items here too.